

THE PORT MORESBY REVIEW

Editor's Note

The **Green** Issue



VICKIE AN

It's not easy being green. White-lipped tree frogs, like this one in Kimbe Bay, West New Britain, can be found all over PNG. But that may not always be the case. Climate change, pollution and habitat loss have taken a toll on amphibian populations worldwide.







It's always a good time to practice being eco-friendly. With Earth Day fast approaching on April 22, it's a great reminder for us all to reflect on what we can do as individuals to reduce our carbon footprint and to protect and preserve the world around us. This special issue of the *Port Moresby Review* is dedicated to thinking green and being green. It's certainly no easy task in a place where an ample amount of trash litters the streets and hillsides and where no

recycling programs exist. But that just means we have to think more creatively, right? Inside these pages, you'll find tips for eco-friendly living, "upcycling" craft ideas, and of course, the usual newsletter items. Feel free to share your own green-living advice with the group as well.

And last, but not least, let's give a warm POM welcome to our new **Facilities Manager, Eldin Fox**. Please help make him feel at home.

Cheers,
Vickie An, CLO

In this Issue: April 10, 2013

	Around the World 2
	A tragic loss in our ranks; Dengue fever outbreak hits Solomon Islands
	At the Mission 4
	Green tips for Earth Day and everyday; The Art of Upcycling; Photo Flashback
	What's On in PNG 7
	Review: Walindi Resort, in Kimbe Bay, West New Britain; Spotlight Events for April
	Dining & Arts 12
	Review: Bel Cibo, new Italian American restaurant in Vision City Mega Mall; Now playing at Paradise Cinema
	Recipe Share 14
	Susan May shares the recipe for her famous ooey gooey mac 'n' cheese.
	Security First 15
	A reminder from the RSO office for being aware of your surroundings and location at all times



Green Tip of the Day
Think before you print!
Save trees by saving paper.

TRASH Treasure

We all know what recycling is, but what is upcycling? Get the skinny on this innovative art form.

Upcycle (*uhp-sahy-kuhl*), *verb*: To convert used materials in such a way as to create a product of higher quality and value than the original.

The concept of upcycling has been around for ages, but this environmentally friendly practice, in which people repurpose trash to create treasure, has only recently been gaining in popularity. The most inventive upcyclers can turn practically any used, discarded material—bottle caps, old shirts, plastic bags, you name it—into beautiful works of green, functional art.

At a post like this where recycling is just not a viable option, upcycling presents a perfect alternative. You'll reduce the amount of waste that goes into the trash, and at the same time, end up with a fabulous conversation piece that you can display proudly in your home. It's a win-win!

Inspiration for upcycling projects can be found all over the Interwebs. Sites like Pinterest and Etsy serve as great jumping-off points from which to gather ideas. Other blogs such as Inhabitat inspire by keeping its readers apprised of all the latest and greatest green innovations. And, for excellent DIY tutorials, head over to Instructables, Hipcycle and Relevé Design. Bao-Khang Luu, the mastermind behind the latter, is known in upcycling circles for his elegant, sustainable pieces, including the eco-friendly pendant light pictured on the right. The stylish hanging lamp is resourcefully handcrafted from six-pack rings and metal rings. No joke.

There's a whole world of used materials out there waiting for a second chance at an upcycled life. Just think green, and let your creativity flow.



LEANNA REECE, HIPCYCLE

▲ These fun coasters were made entirely from old magazines, tape and glue.



ECOMIBBER, ETSY.COM

▲ These tiny tea lights are crafted from used bottle caps.



REI FIVE DESIGN

▲ Luu drew inspiration for the design of his hand-woven Allium pendant light from plants.



Inhabitat: www.inhabitat.com
Relevé Design: www.relevedesign.com
Hipcycle: www.hipcycle.com
Instructables: www.instructables.com
Pinterest: www.pinterest.com
Etsy: www.etsy.com